

Katō

Lounge Collection

Lyndon

Katō

Lounge Collection



Perfectly proportioned and with every joint seamlessly finished, Katō's absence of hard edges gives it a soft and gentle aura, supplemented by skilfully upholstered back and seat sections whose lines subtly integrate with the show-wood frame.




Flowing around the back of the chair in a horseshoe form, Katō's wide, elliptical arm rail invites the sitter to rest their hands upon it and in turn, feel the chair's natural wood grain texture flowing down the arm.





From informal meeting areas to luxury hospitality or domestic-inspired spaces, Katō can be specified in an abundance of fabrics and colours, either as a statement piece, or a décor element to support a tranquil atmosphere of sophisticated comfort.






Patiently honed through an iterative design process, Katō celebrates Lyndon's woodworking creativity. With hints of Scandinavian, Japanese and mid-century modern inspiration, it exemplifies contemporary elegance with a timeless, organic quality.



Katō

Two Seat



Katō

Lounge Collection

- Solid timber frame available in Oak, Black Stained Oak and American Black Walnut.
- Sprung seat and back with fixed CMHR foam
- Top stitch detail
- Two Tone upholstery available
- Pull stitch detail on backrest



KAT/1/OAK

Height 755mm (29.75")
435mm (17") (Seat)
Width 750mm (29.5")
590mm (23.25") (Seat)
Depth. 810mm (32")
540mm (21.25") (Seat)
Weight. 15.8kg



KAT/1/ABW

Height 755mm (29.75")
435mm (17") (Seat)
Width 750mm (29.5")
590mm (23.25") (Seat)
Depth. 810mm (32")
540mm (21.25") (Seat)
Weight. 15.8kg



KAT/1/BLACK

Height 755mm (29.75")
435mm (17") (Seat)
Width 750mm (29.5")
590mm (23.25") (Seat)
Depth. 810mm (32")
540mm (21.25") (Seat)
Weight. 15.8kg

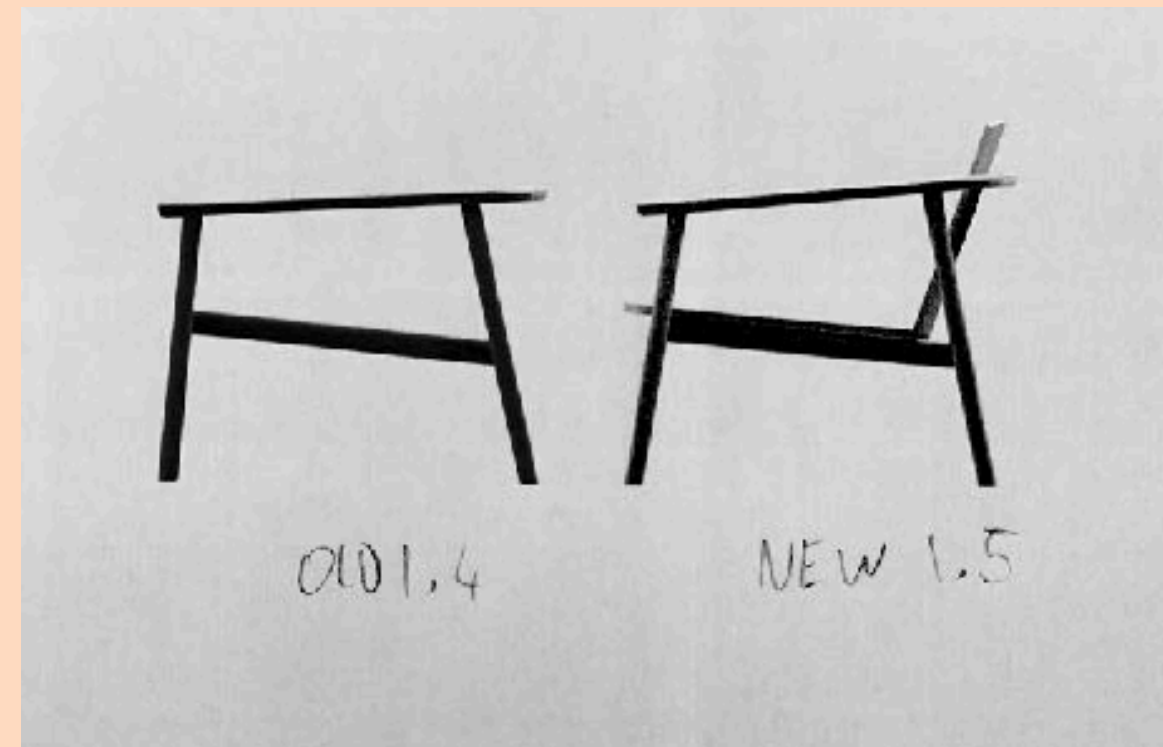


KAT/2

Height 755mm (29.75")
435mm (17") (Seat)
Width 1340mm (53")
1180mm (46.5") (Seat)
Depth. 810mm (32")
540mm (21.25") (Seat)
Weight. 25.2kg



Named after Katō Shidzue, one of Japan's first female activists in the postwar period. Katō strived for economic independence, and began her mission to propagate birth control education in Japan.



The Japanese respect for timber, nature and craftsmanship has influenced the Katō collection through from initial concepts through to the final production model. With an increased emphasis on organic lines, natural colours, textures and carefully crafted spaces, the result is a more harmonious environment in which to sit. The Lyndon aesthetic thrives on natural wood textures, hand-crafted joinery and finishing, combined with outstanding upholstery.



Lyndon

Headquarters

Boss Design
Boss Drive
West Midlands
DY2 8SZ

T: +44 (0)1384 455 570

Cheltenham
342 Swindon Rd,
Cheltenham GL51 9JZ

T: 01242 584 897

North American HQ
2014 Chestnut Street
High Point N.C. 27262

T: +1 844-353-7834

Showrooms

London
7 Clerkenwell Road
London EC1M 5PA

T: +44 (0)20 7253 0364

Manchester
The Lightwell
25-27 Booth Street
Manchester M2 4AF

T: +44 (0)161 711 0585

Frankfurt
Baseler Str. 10
60329 Frankfurt am
Main, Germany

T: +49 69 26958420

Chicago
222 Merchandise Mart
Plaza, Suite 359
Chicago IL 60654

T: +1 844-353-7834

New York
1140 Broadway Floor 15
Manhattan, New York

T: +1 201 220 3524

Dubai
Design House
Al Noor St. Al Sufouh 1
PO Box 117088 Dubai

T: +971 (0)443 788 99